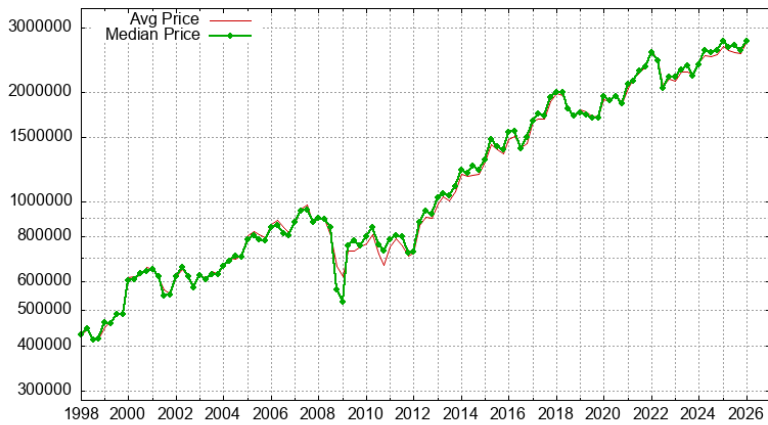


Home Values – Sunnyvale Houses

Average and Median Home Price of Sunnyvale Houses Sold

When trying to understand Sunnyvale neighborhood home values for houses, the first and most often real estate trend looked at is either average or median house sales price. The average price can be pushed up by a particularly expensive house being sold. Much less often an especially low price for one or more houses can push the average price down. By looking at both average and median price a quick judgment can be made about any unusually high or low prices

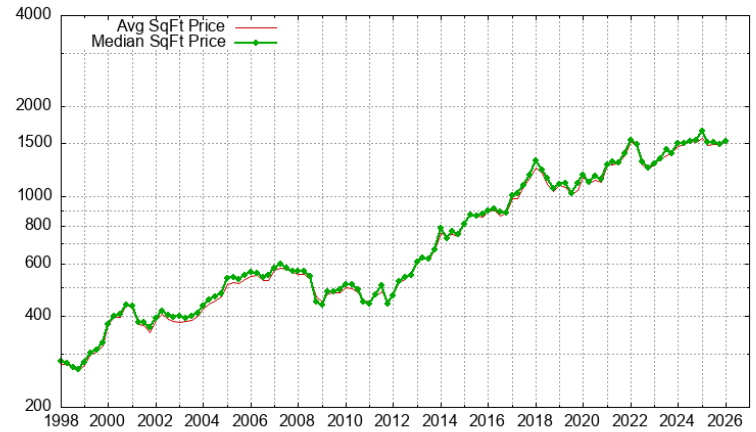
Sunnyvale Houses - Sold Prices (by quarter) - julianalee.com



Price Per Square Foot for Sunnyvale Houses Sold

The sales price of a Sunnyvale house is affected by its size. Looking at price per square foot gives a partial adjustment for differences between houses. Furthermore if you look at the average size of a Sunnyvale house sold you will see that it varies with time. Part of the variation is due to the random nature of which houses are being sold but the trend is for an increase in size with time because when a house is replaced with a newer house, the newer house is almost always larger.

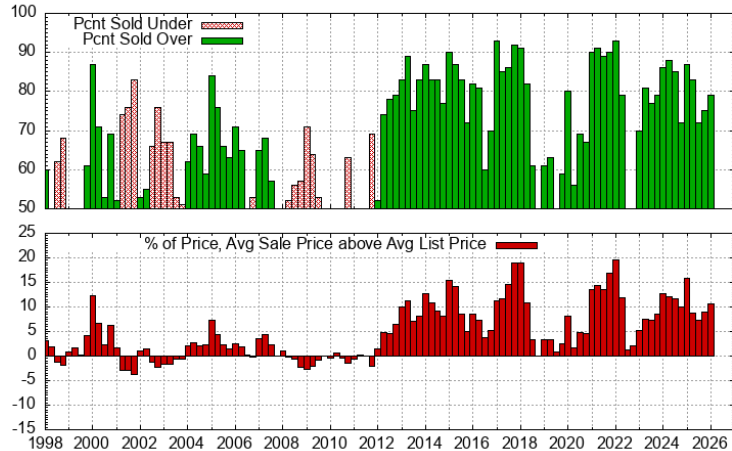
Sunnyvale Houses - Price/SqFt (by quarter) - julianalee.com



Sales Price vs. List Price for Sunnyvale Houses Sold

Home buyers and sellers want to know the typical relationship between list price and sales price. This relationship varies with city and time. The plots below show trends for this relationship using color coding which generally highlights changes in the market. More Sunnyvale houses being sold over list price is a very good indicator of rising home prices. More houses being sold under list price is a very good indicator of falling house prices.

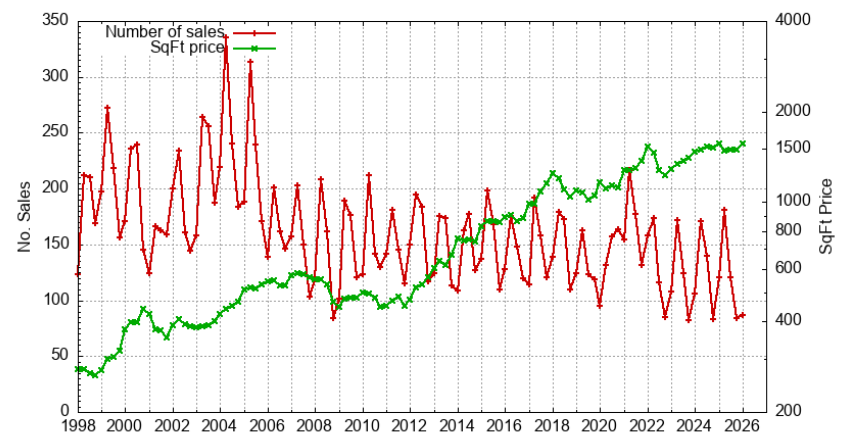
Sunnyvale Houses - Sales Price vs. List Price (by quarter) - julianalee.com



Number of Sunnyvale Houses Sold

A quick estimate of how active the Sunnyvale real estate market is can be found by looking at the number of houses sold. Locally there is a strong seasonal change in the number of houses sold. The lowest number of houses sold typically occurs around December & January. The highest number of houses sold typically occurs around May. Price changes do not track the seasonal change in the number of houses sold.

Sunnyvale Houses no. of Sales and Price per Sq Ft (by quarter)



Juliana Lee Team – 650-857-1000

Please take a look at [choosing a top Silicon Valley real estate agent.](#)

homes@JulianaLee.com – 4260 El Camino Real, Palo Alto, CA

JLee Realty

Broker – Pinnacle Realty Advisors: 02220139 | Juliana Lee Team:70010194



Silicon Valley Real Estate and Homes For Sale

...

[Privacy policy](#)