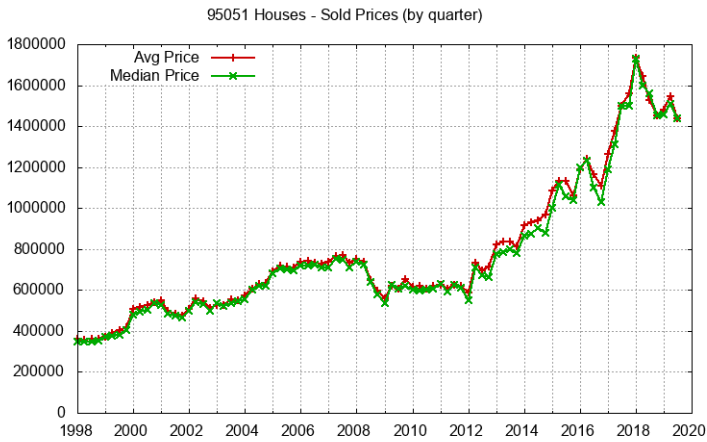


Home Values - 95051 Houses

Average and Median Home Price of 95051 Houses Sold

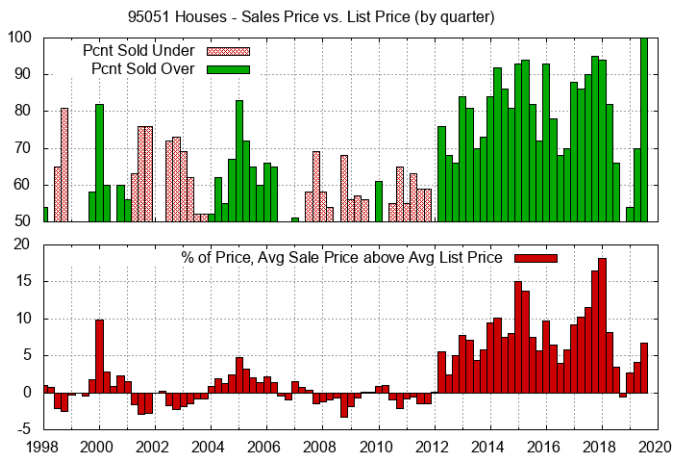
When trying to understand 95051 neighborhood home values for houses, the first and most often real estate trend looked at is either average or median house sales price. The average price can be pushed up by a particularly expensive house being sold. Much less often an especially low price for one or more houses can push the average price down. By looking at both average and median price a quick judgment can be made about any unusually high or low prices



Quarterly Average and Median Price of 95051 Houses Sold

Sales Price vs. List Price for 95051 Houses Sold

Home buyers and sellers want to know the typical relationship between list price and sales price. This relationship varies with city and time. The plots below show trends for this relationship using color coding which generally highlights changes in the market. More 95051 houses being sold over list price is a very good indicator of rising home prices. More houses being sold under list price is a very good indicator of falling house prices.



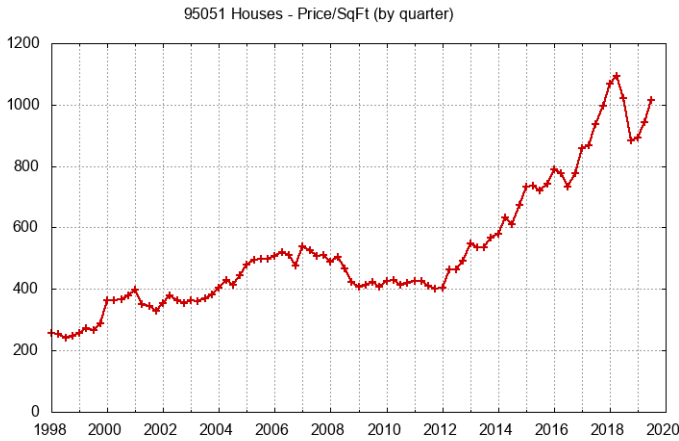
Quarterly Average Sales Price & List Price for 95051 Houses Sold

Jump to an [extensive view of 95051 real estate trends for houses and 95051 home prices.](#)

Jump to [Silicon Valley Real Estate Market Trends](#)

Price Per Square Foot for 95051 Houses Sold

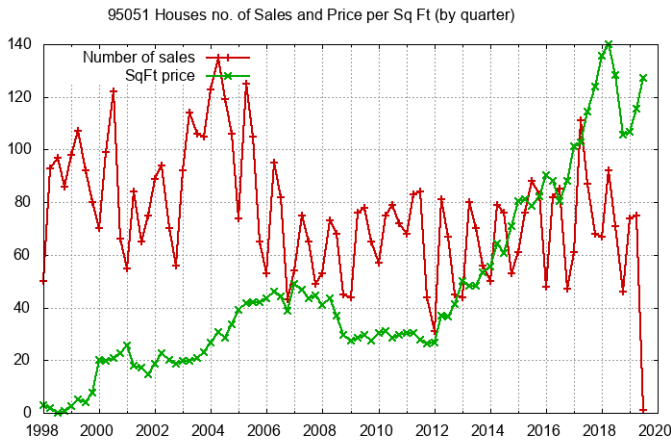
The sales price of a 95051 house is affected by its size. Looking at price per square foot gives a partial adjustment for differences between houses. Furthermore if you look at the average size of a 95051 house sold you will see that it varies with time. Part of the variation is due to the random nature of which houses are being sold but the trend is for an increase in size with time because when a house is replaced with a newer house, the newer house is almost always larger.



Quarterly Average Price Per Square Foot for 95051 Houses Sold

Number of 95051 Houses Sold

A quick estimate of how active the 95051 real estate market is can be found by looking at the number of houses sold. Locally there is a strong seasonal change in the number of houses sold. The lowest number of houses sold typically occurs around December & January. The highest number of houses sold typically occurs around May. Price changes do not track the seasonal change in the number of houses sold.



Quarterly Number of 95051 Houses Sold

Juliana Lee Team : 650-857-1000

Please take a look at [choosing a top Silicon Valley real estate agent.](#)

email: homes@JulianaLee.com - 4260 El Camino Real, Palo Alto, CA
CA DRE: 00851314 - Jade Lee, Broker - [Agent Login](#) - [Privacy policy](#)



[Silicon Valley Real Estate and Homes For Sale](#)