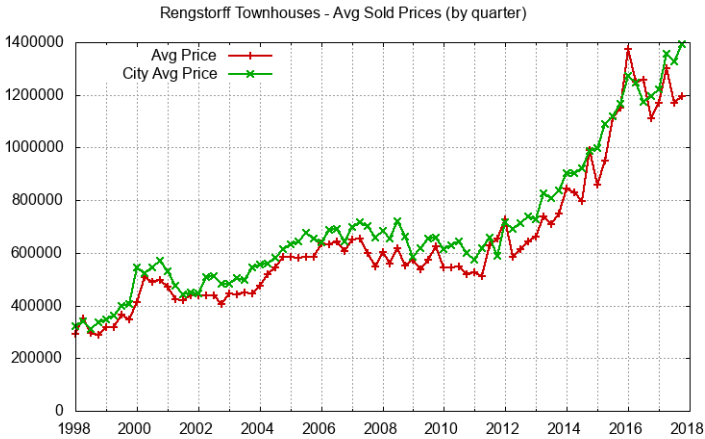


Juliana Lee's Real Estate and Homes For Sale - (650)857-1000

Home Values - Rengstorff Townhomes

Average and Median Home Price of Rengstorff Townhomes Sold

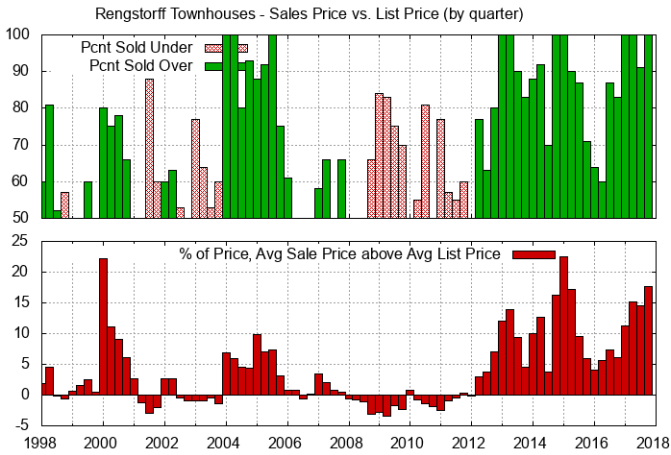
When trying to understand Rengstorff neighborhood values for townhouses the first and most often real estate trend looked at is either average or median townhouse sales price. The average price can be pushed up by a particularly expensive townhouse being sold. Much less often an especially low price for several townhouses can push the average price down. By looking at both average and median price a quick judgment can be made about any unusually high or low prices. When a townhouse development is offered for sale, the number of units offered can shift both average and median prices distorting Rengstorff real estate trends.



Quarterly Average Price of Mountain View & Rengstorff Townhomes Sold

Sales Price vs. List Price for Rengstorff Townhomes Sold

Rengstorff townhome buyers and sellers want to know the typical relationship between list price and sales price. This relationship varies with city and time. The plots below show trends for this relationship using color coding which generally highlights changes in the market. More townhomes being sold over list price is a very good indicator of rising townhome prices. More townhomes being sold under list price is a very good indicator of falling townhome prices. Comparing Rengstorff townhome prices to Rengstorff house prices can give you more insight into whether there is a general change in Rengstorff home prices or if something unique to townhomes is happening.



Quarterly Average Sales Price & List Price for Rengstorff Townhomes Sold

Jump to [an extensive view of Rengstorff real estate trends for townhomes and Rengstorff home prices.](#)

Jump to [Silicon Valley Real Estate Trends](#)

Juliana Lee : [650-857-1000](tel:650-857-1000)

Please take a look at [choosing a top Silicon Valley real estate agent.](#)

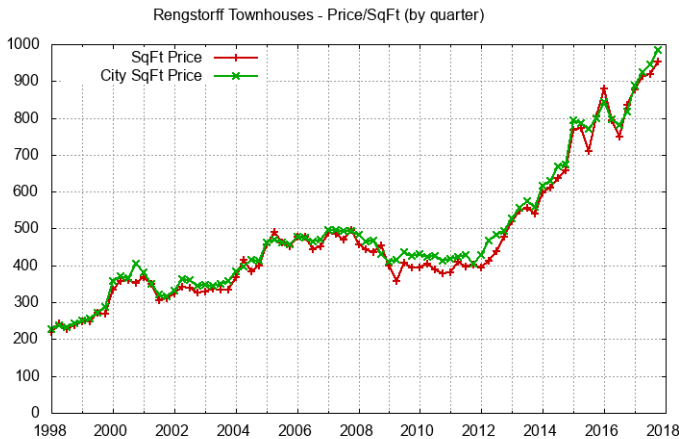
email: homes@JulianaLee.com - [Map to KW](#)

Keller Williams Realty, Palo Alto - 650.454.8500 - All rights reserved - ©2017 - CalBRE License: 00851314 - [Agent Login](#) - [Privacy policy](#)
[Silicon Valley Real Estate and Homes For Sale](#)



Price Per Square Foot for Rengstorff Townhomes Sold

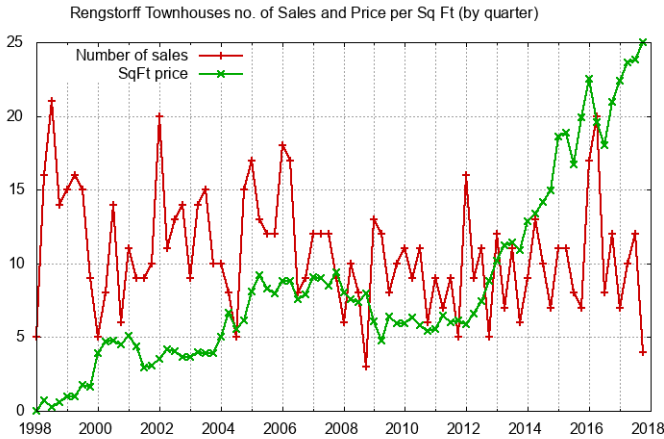
The average sales price of townhouses is typically affected by the average size of the townhouses sold. If a new development comes up for sale, the average size can be affected which in turn affects the average sales price. This same development may affect trends a second time about five years later if many of the first purchasers decide to sell and move to a bigger home. Looking at price per square foot gives a partial adjustment for changes in the typical townhouse sold.



Quarterly Average Price Per Square Foot for Mountain View & Rengstorff Townhomes Sold

Number of Rengstorff Townhomes Sold

A quick estimate of how active the Rengstorff townhome real estate market is, can be found by looking at the number of townhomes sold. Locally there is a strong seasonal change in the number of homes sold. The lowest number of homes sold typically occurs around December & January. The highest number of homes sold typically occurs around May. This seasonal trend is often altered for townhome sales by a large new development beginning to sell their townhomes. Price changes do not track the seasonal change in the number of townhomes sold.



Quarterly Number & Price Per SqFt of Rengstorff Townhomes Sold

