

Juliana Lee's Real Estate and Homes For Sale - 650-857-1000

Home Values - Redwood Shores Houses

Average and Median Home Price of Redwood Shores Houses Sold

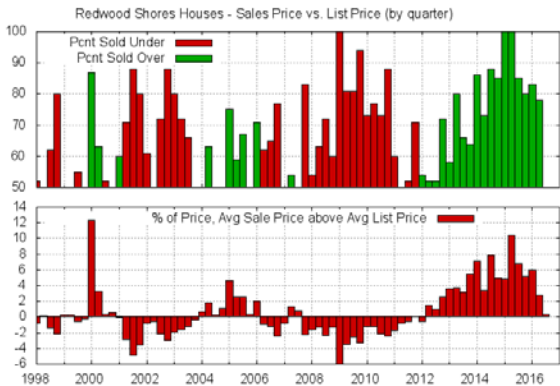
When trying to understand Redwood Shores neighborhood home values the first and most often real estate trend looked at is either average or median home sales price. The average price can be pushed up by a particularly expensive house being sold. Much less often an especially low price for one or more houses can push the average price down. By looking at both average and median price a quick judgment can be made about any unusually high or low prices



Quarterly Average and Median Price of Redwood Shores Houses Sold

Sales Price vs. List Price for Redwood Shores Houses Sold

Home buyers and sellers want to know the typical relationship between list price and sales price. This relationship varies with city and time. The plots below show trends for this relationship using color coding which generally highlights changes in the market. More Redwood Shores houses being sold over list price is a very good indicator of rising home prices. More houses being sold under list price is a very good indicator of falling house prices.



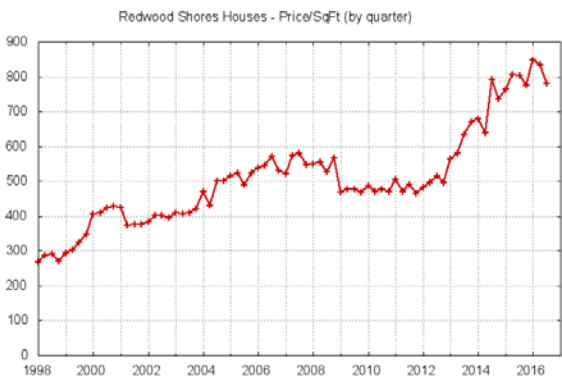
Quarterly Average Sales Price & List Price for Redwood Shores Houses

Jump to [an extensive view of Redwood Shores home values for houses.](#)

Jump to [Silicon Valley Real Estate Trends](#)

Price Per Square Foot for Redwood Shores Houses Sold

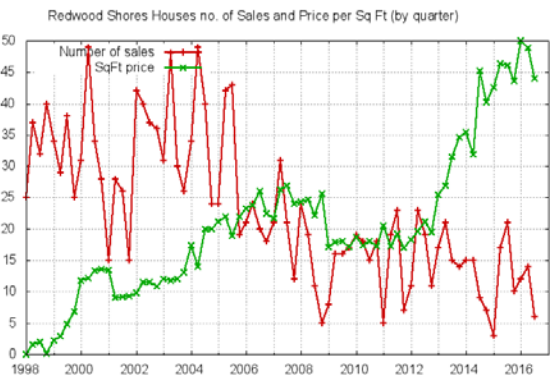
The sales price of a Redwood Shores house is affected by its size. Looking at price per square foot gives a partial adjustment for differences between houses. Furthermore if you look at the average size of a Redwood Shores house sold you will see that it varies with time. Part of the variation is due to the random nature of which houses are being sold but the trend is for an increase in size with time because when a house is replaced with a newer house, the newer house is almost always larger.



Quarterly Average Price Per Square Foot for Redwood Shores Houses Sold

Number of Redwood Shores Houses Sold

A quick estimate of how active the Redwood Shores real estate market is can be found by looking at the number of houses sold. Locally there is a strong seasonal change in the number of houses sold. The lowest number of houses sold typically occurs around December & January. The highest number of houses sold typically occurs around May. Price changes do not track the seasonal change in the number of houses sold.



Quarterly Number of Redwood Shores Houses Sold

Juliana Lee  
**650-857-1000**

One measure of how much I and my team can help you is my web site. Please explore it. Our personal guidance surpasses my website.

email: [homes@JulianaLee.com](mailto:homes@JulianaLee.com) - [Map to KW](#)  
Keller Williams Realty - Palo Alto - 650.454.8500 - All rights reserved - ©2013 - CA BRE License: 00851314 - [Privacy policy](#)  
[Real-Estate, Homes For Sale](#)

